



METCUT 12A

Automatic
General Purpose
Cut-off Machine




MetLab
Corporation

METCUT 12A

Automatic General Purpose Cut-off Machine

METCUT 12A - Cutting action : Automatic "Y" movement (Table) with servo system. PLC with graphical Touch screen display, Pre set Programming & data storage upto 25 programs.



EASY FLOW CUTTING CHAMBER WITH SPECIAL FLOOR COATING

Sturdy Floor Model cutter for Metallographic sectioning Metals, Ceramic and Mineral samples
Cutting capacity up to 80 mm for standard steels (may not be applicable to all the materials)
Advanced Touch Screen Panel – Cycle Start, LED Light, Emergency Stop, Start Button with Door Safety Limit Switch and Pre Set Programme
Ergonomic Manual Z Movement Handle
Variable Feed Rate with Cutting Length
Pre Set Programming & Data Storage upto 25 programmes
The Machine offers also manual mode for increased flexibility



CONTROL PANEL WITH 7" ADVANCE GRAPHICAL TOUCH SCREEN DISPLAY (PLC)

Splash proof, corrosion resistant Door with see-through hood
Cooling by Four high flow water jets to provide optimum cooling
One large 65 mm Coolant drain
Inbuilt movable recirculation coolant tank with (100 ltrs capacity)
0.18KW Coolant Recirculation Pump
Opening in the side wall for sectioning extra-long samples
Flash cleaning attachment with hook for mounting
X Movement
Note: This helps to move the specimen and make parallel cut to get a slice

TECHNICAL SPECIFICATIONS

MODEL: METCUT 12A

Part No	50 04
Wheel Size	Upto 12" (305 mm)
Cutting Capacity	Upto 80 mm (3.2")
Cutting Action	Y Automatic (Z manual)
Motor	5 Hp (3.6 K.W.) Three Phase
Wheel Speed	3430 RPM
Arbor	1.25 (31.5 mm)
"T" Slot Table size	12" x 10.5" (303 X 267)
Dimensions	H: 56" X W: 47" X D: 44"
Weight	847 Lbs (385 kg)
Main	220V, 3Phase, 50/60 Hz
Colour	Enclosures Glaze Grey 615 Base RAL 7021

ACCESSORIES

50 02-LV	Quick Acting Vise, Left
50 02-RV	Quick Acting Vise, RIGHT
15 01	Quick clamping Device with clamping shoe, 90mm
15 02	Quick clamping Device with clamping shoe, 115 mm

RUBBER BONDED ABRASIVE CUT-OFF WHEELS
RESIN BONDED ABRASIVE CUT-OFF WHEELS
SOLUBLE OIL

★ Please visit www.metlabcorp.com to view various sizes and descriptions

OPTIONAL ACCESSORIES

Koppel Fixture : Additional Fixture to hold irregular shaped components

Twin Cutting : To cut a slice at one stroke

Special Fixture : Fixture that can be designed specifically for your components


Phase Monitoring System : In the event of failure of one phase, this unit will stop the Machine and protects the motor from overheating and failure

Loto Switch & Tag Out : During Maintenance and Break Downs the Loto Switch can be switched off and locked with the tag key. This prevents from switching on the machine by mistake and avoids damage


Auto Wash : To set the required time and leave the machine to clean automatically, So that you can save operator cleaning time.



QUICK CLAMPING DEVICES



"T" SLOT TABLE



EPOXY COATED CHAMBER



RECIRCULATING TANK



CLEANING JET



COOLANT MAGNETIC
HOLDER STICK



DOOR SAFETY
INTER LOCK



DOOR LIMIT
SWITCH



"Z" Movement
Lock



CUT OFF WHEELS



SOLUBLE OIL



USA 4011 Hyde Park Blvd. Niagara Falls NY 14305
CDN 4065 Stanley Ave. Niagara Falls ON L2E 4Z1

www.metlabcorp.com