



METCUT 14


A Sturdy Floor Model
Heavy Duty
cut-off machine for
Sectioning Large Samples.



METCUT 14

A Sturdy Floor Model
Heavy Duty
cut-off machine for
Sectioning Large Samples.

*METCUT 14 Heavy duty cutting
machine with sliding door with X,Y
and Z Movement*



**Rust proof Steel construction
& Corrosion Resistant
cutting Chamber**



SLIDING DOOR



Sturdy floor model cutter for Metallographic sectioning

Rust proof Steel construction with sliding door system

Corrosion Resistant Cutting Chamber for a long product lifetime

Simple Control Panel with 4 Switches - Cutting, Coolant, LED light, Emergency Stop button with Door Safety Limit Switch

Ergonomic "Z" Movement Cutting Wheel

Easy Flow Cutting Chamber

Splash proof, corrosion resistant see-through hood

Cooling by three high flow water jets to provide optimum cooling

Cut off wheel cooling systems

Coolant Tank with 120 liters capacity

65 mm drain for coolant recirculation

0.3 Kw Coolant Recirculation Pump

Flash cleaning attachment with hook for mounting

Powerful LED light in the working area provides clear illumination

Y Movement (Longitudinal sectioning)

X-Movement(cross movement)

Note: This helps to move the specimen and make parallel cut to get a slice

TECHNICAL SPECIFICATIONS

Wheel Size	Upto 14" (350 mm)
Cutting Capacity	Upto 4.3" (110 mm)
Movement	X/Y/Z Movement
Motor	7.5 Hp (5.5 K.W.) Three Phase
Arbor	31.75 mm
Wheel Speed	Upto 3000 RPM Variable speed (Brake Motor)
"T" Slot Table size	20" x 14" (510 X 358 mm)
Dimensions	H: 68" X W: 42" X D: 55"
Weight	1562 Lbs (710 kg)
Main	220V-230V, 3Phase, 60 Hz also in (480V)
Colour	Enclosures Glaze Grey 615 Base RAL 7016

ACCESSORIES

50 02-LV	Quick Acting Vise, Left
50 02-RV	Quick Acting Vise, RIGHT
15 01	Quick clamping Device with clamping shoe, 90mm
15 02	Quick clamping Device with clamping shoe, 115 mm

RUBBER BONDED ABRASIVE CUT-OFF WHEELS

RESIN BONDED ABRASIVE CUT-OFF WHEELS

SOLUBLE OIL

OPTIONAL ACCESSORIES

Koppel fixture

Magnetic Separator : This helps to separate the dust particles and sends the clean coolant for the recirculation

Bed Wash : To clean the Bottom base bed Automatically while cutting and you can save operator Cleaning time

Loto Switch & Tag Out: During Maintenance and Break Downs the Loto Switch can be switched off and locked with the tag key.

Phase Monitoring System : In the event of failure of one phase, this unit will stop the Machine and protects the motor from overheating and failure

Fume Digester : This helps to recirculate the fume caused while cutting into coolant.

Auto Wash : To set the required time and leave the machine to clean automatically.


DC Braking system: If You purchase DC Braking system you must purchase variable speed system



CUT OFF WHEELS




SOLUBLE OIL




CUT OFF WHEEL
COOLING SYSTEM



DOOR SAFETY
INTER LOCK



"T" SLOT TABLE



RECIRCULATING TANK
WITH 120 LITERS CAPACITY



CLEANING JET



POWERFUL LIGHTS



USA 4011 Hyde Park Blvd. Niagara Falls NY 14305
CDN 4065 Stanley Ave. Niagara Falls ON L2E 4Z1

www.metlabcorp.com